

## Summer Packet Reading

Here is a list of chapter books your child may choose from for summer reading. He or she may choose another book if desired as long as it is on their reading level. They are to fill out the book report after the reading is completed and return it with the other packets.

Some class favorites are:

- Junie B. Jones
- Captain Underpants
- Amelia Bedelia
- Ricky Ricotta
- The Magic Tree House
- Diary of A Wimpy Kid

Name: \_\_\_\_\_

**My SCHOLASTIC NEWS.**  
*Learn-Along Page*

# Reading Power Bookmarks

Reproduce these bookmarks for your students to encourage active reading.

## Before I Read...

- \_\_\_\_\_ I predict.
- \_\_\_\_\_ I look over the pictures, charts, and graphs.
- \_\_\_\_\_ I read words in bold type and headings.
- \_\_\_\_\_ I think about the cover, title, and topic.

## While I Read...

- \_\_\_\_\_ I stop and check to see if I understand what I am reading.
- \_\_\_\_\_ I reread to understand confusing parts and unfamiliar words.
- \_\_\_\_\_ I read the captions under and above photographs, charts, and graphs.

## After I Read...

- \_\_\_\_\_ I think about why I liked what I read.
- \_\_\_\_\_ I reread my favorite parts.
- \_\_\_\_\_ I reread to find details.
- \_\_\_\_\_ I retell.

## READING STRATEGIES GOOD READERS USE

1. Directionality
2. 1 to 1 word matching
3. Locating known words
4. Locating unknown words
5. Taking words apart in reading
6. Cross-checking information (cues)
7. Self-correcting
8. Rereading
9. Searching for information (cues)
10. Monitoring
11. Hearing and writing sounds in words
12. Working out new words by analogy
13. Finding help within the word
14. Using pictures as an aid to reading print
15. Using first letters
16. Using word endings
17. Using letter clusters
18. Using conventions of print (capitals, punctuation, etc.)



# Summer Packet

## Language Arts

Here are a few pages of review for you to work on during the summer!

As always continue to

- Practice writing complete sentences with periods, exclamation points, and question marks
- Read daily
- Practice handwriting
- Have a great summer





Circle the letters that need capitals.  
Look for names too.

1. mark said it was raining.
2. did jan see the sun come out?
3. "i like the colors," said mary.
4. can amy see the rainbow?
5. tell mike to look at it.
6. nancy and cathy want to feel it.
7. can pat find the end?
8. help bill look for the gold.
9. sam sees the sun going away.
10. "no pot of gold today," says chad.

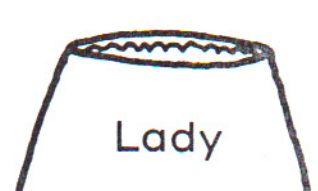




\*On the back, write three of your own sentences to go with the picture.

Name \_\_\_\_\_

Skill: ABC order—first letter

Cut and paste the  in ABC order.





Name \_\_\_\_\_

Pick a describing word to complete the sentence.

square                      big                      round                      small                      green

1. The box is \_\_\_\_\_. 2. The ball is \_\_\_\_\_. 3. The cat is \_\_\_\_\_.

4. The dog is \_\_\_\_\_. 5. The grass is \_\_\_\_\_.

Circle the words that describe color, size, and shape. Then write it on the line.

6. Did you see the little bug? \_\_\_\_\_

7. Mom got a box of white eggs. \_\_\_\_\_

8. My sister wore a yellow dress. \_\_\_\_\_

9. Look at the huge elephant. \_\_\_\_\_

10. The moon is very round. \_\_\_\_\_

Name \_\_\_\_\_

Describing Words: Weather

Complete each sentence with a describing word about the weather.

sunny                      windy                      snowy                      rainy                      cloudy

1. We fly our kites on \_\_\_\_\_ days. 2. On \_\_\_\_\_ days we stay inside to play.

3. He went to the beach on a \_\_\_\_\_ day. 4. I build a snowman after a \_\_\_\_\_ day.

5. It was dark outside because it was \_\_\_\_\_.

Circle the describing word in each sentence.

1. Jenny has three brothers.

2. Mike swims on sunny days.

3. Jack reads inside on cloudy days.

4. I have ten fish in my tank.

5. Kim saw five bees.

6. They play ball on cool days.



Write **I** or **me** to complete each sentence.

- \_\_\_\_\_ like to write.
- My big brother helps \_\_\_\_\_.
- He reads to \_\_\_\_\_ every night.
- \_\_\_\_\_ write about animals.
- \_\_\_\_\_ like horses best.
- \_\_\_\_\_ like pets.
- Fish are the best pets for \_\_\_\_\_.
- Dad bought \_\_\_\_\_ some fish.
- \_\_\_\_\_ keep ten fish in my room.
- Dad helps \_\_\_\_\_ feed the fish.

Write **I** or **me** to complete each sentence.

- \_\_\_\_\_ like to write.
- My big brother helps \_\_\_\_\_.
- He reads to \_\_\_\_\_ every night.
- \_\_\_\_\_ write about animals.
- \_\_\_\_\_ like horses best.
- \_\_\_\_\_ like pets.
- Fish are the best pets for \_\_\_\_\_.
- Dad bought \_\_\_\_\_ some fish.
- \_\_\_\_\_ keep ten fish in my room.
- Dad helps \_\_\_\_\_ feed the fish.

Name \_\_\_\_\_

Circle the describing words in each sentence and write them on the line.

- This cat has a long tail. \_\_\_\_\_
- This rabbit has pink eyes. \_\_\_\_\_
- This dog gives a wet kiss. \_\_\_\_\_
- This fish has big eyes. \_\_\_\_\_
- This is a happy family. \_\_\_\_\_

Fill in the blanks using a describing word.

- When Jane is \_\_\_\_\_, she giggles.
- When Jane is \_\_\_\_\_, she sleeps.
- When Jane is \_\_\_\_\_, she eats.
- When Jane is \_\_\_\_\_, she cries.
- When Jane is \_\_\_\_\_, she finds a fan.

Verbs Test Name \_\_\_\_\_

\*\*Write a verb to go with each sentence.

flies dances eats jumps sleeps



The girl \_\_\_\_\_ rope.



Kitty \_\_\_\_\_ on the rug.



The bird \_\_\_\_\_ high in the sky.



The cat \_\_\_\_\_ his food.



She \_\_\_\_\_ to the music.

\*\*Circle the verb in each sentence.

- We climb the hill.
- We hike on a path.
- Our dog runs up the hill, too.
- We rest at the top.
- We eat our fruit and cake.



**Read the story. Then answer each question.**  
**Fill in the bubble next to the best answer.**



Some animals make good pets. Some animals do not. Dogs are good pets. A dog can live in your home. It can run and jump. It can fetch a ball. A dog can help keep you safe.

Sharks are bad pets. A shark cannot live in your home. A shark lives in the water. It needs lots of salt water. A shark is not a safe pet.

1. What is a good title for this story?  
☐ Good Pets, Bad Pets  
☐ Everyone Loves Dogs  
☐ Why Sharks Are Great Pets
2. What animals are good pets?  
☐ sharks  
☐ dogs  
☐ dogs and sharks
3. The word fetch means  
☐ jump.  
☐ go get.  
☐ walk.
4. Why do you think a shark is not a safe pet?  
☐ It lives in water.  
☐ It might hurt you.  
☐ It cannot play ball.



Check your work. Did you fill in just one bubble for each question?  
Did you fill in the bubbles completely?



Name \_\_\_\_\_


Read the stories very carefully. Think about the **main idea** of each one. Circle the **best** answer.

1. Hello! I'm a root. I belong to this tree right above my head. I have very long arms and legs. My job is to find water to feed this thirsty tree. Without me trees couldn't live.

a. Drinking a glass of water      b. How roots grow      c. What roots do


2. I have a pet I'll bet you have never seen before. It is a rabbikangacoon. It has the head of a rabbit, the body of a kangaroo, and the tail of a raccoon. There are only four left in the whole world. It sleeps upside down in a tree at night.

a. A strange looking pet  
b. Four animals in a tree  
c. Animals of the world



3. You bad old table! Did you see what it did to me, Dad? I was just sitting here eating my breakfast when the table grabbed my arm. It made me spill my milk. You better be nice to me, table, or I'll take you back to the store.

a. Eating breakfast      b. Talking to a table      c. Shopping for milk



4. Mom said she is going to "dress" our Thanksgiving turkey. I wonder what she is going to put on him, a coat and a hat? I guess she just wants him to look real nice when he comes to the table at dinnertime.

a. Putting a dress on a turkey  
b. Setting the table  
c. "Dressing" a Thanksgiving turkey

### Thinking Time

Read the next 2 questions very carefully. Then answer them on the back of this paper.

5. A rabbikangacoon is a silly animal. Can you draw another funny-looking animal or person and give it a name?
6. All trees have roots. Something you have has roots too. What is it? (Ps-s-s-s-t, it's something on your head.)



# Letter Combinations: oi and oy

The letters **oi** and **oy** have the same sound.

Circle each word in the puzzle below.

boil	joy	point	broil
oil	toy	soil	moist
join	boy	coin	voice

B N S O I L L C O R T  
R T U E S J O Y L F O  
O L N B P E I N B O Y  
I L A B O I L K N T S  
L S V R I S T J W L F  
L E O C N L C O I N O  
M O I S T I U I E R I  
T P C A N L F N O W S  
W E E O K T P G A V E

Write a sentence using an **oi** word.

---

Write a sentence using an **oy** word.

---



Answer the riddles. Use the words in the box.  
Write the words on the lines.

moose	blue	tooth	pool
school	true	stool	dew
broom	glue	chew	new



1. It is the color of the sky. \_\_\_\_\_
2. You can find this on the grass in the morning. \_\_\_\_\_
3. Things stick together with it. \_\_\_\_\_
4. It is a big animal with antlers. \_\_\_\_\_
5. It is the opposite of **old**. \_\_\_\_\_
6. This is what you do with gum. \_\_\_\_\_
7. You can sit on it. \_\_\_\_\_
8. You can sweep the floor with it. \_\_\_\_\_
9. It is the opposite of **false**. \_\_\_\_\_
10. You should brush it twice a day. \_\_\_\_\_
11. This is where you go to learn. \_\_\_\_\_
12. You go swimming in this. \_\_\_\_\_





# Letter Combinations: ou, ow

Answer the riddles. Use the words in the box.  
Write the words on the lines.

<b>brown</b>	<b>crown</b>	<b>sour</b>
<b>hound</b>	<b>mouse</b>	<b>out</b>
<b>clown</b>	<b>howl</b>	

1. A lemon is this. \_\_\_\_\_
2. Tree trunks are this color. \_\_\_\_\_
3. A king wears one. \_\_\_\_\_
4. This word means the opposite of **in**. \_\_\_\_\_
5. A hunting dog is sometimes called this. \_\_\_\_\_
6. This is a funny person in a circus. \_\_\_\_\_
7. Wolves make this sound. \_\_\_\_\_
8. It is a rodent with small ears and a long tail. \_\_\_\_\_

Write two sentences. Use an **ow** word in one sentence  
and an **ou** word in the other.

---

---



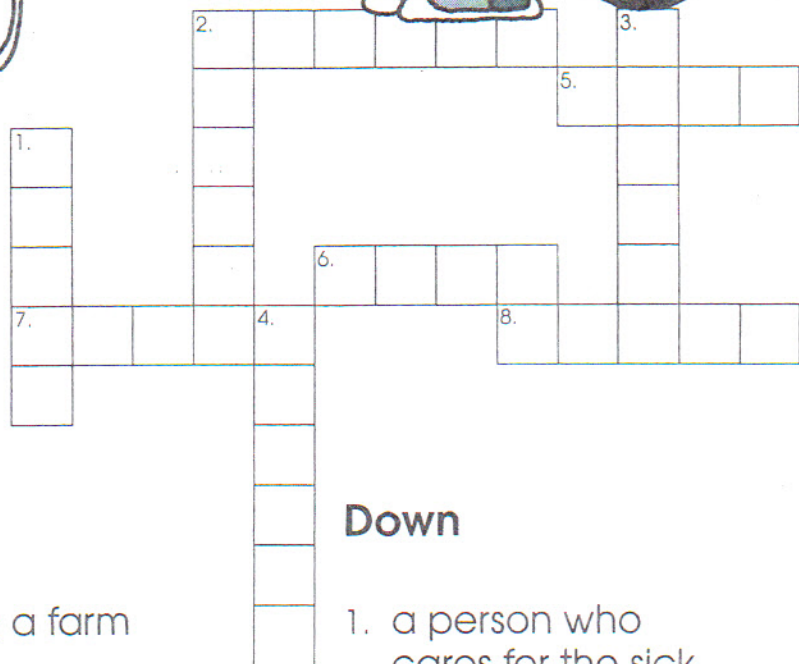



# Same Sounds: ir, er, ur

The letter combinations **ir**, **er**, and **ur** have the same **r** sound.

Write words from the box to finish the puzzle.

farmer	bird	purse
father	girl	shirt
dinner	nurse	turtle



**Across**

2. a person who works on a farm
5. a sister is one
6. an animal with feathers
7. a cloth garment with collar and sleeves
8. used to carry money and small objects

**Down**

1. a person who cares for the sick
2. the male parent
3. one of three daily meals
4. a reptile with a shell

# Contractions

Contractions are two words put together.  
An apostrophe ' takes the place of the missing letters.

Choose the correct contraction to finish each sentence.

<b>aren't</b>	<b>I'll</b>	<b>they'll</b>
<b>don't</b>	<b>isn't</b>	<b>they're</b>
<b>can't</b>	<b>We're</b>	<b>couldn't</b>



1. The socks \_\_\_\_\_ match.  
**do not**

2. I \_\_\_\_\_ read her writing.  
**could not**

3. \_\_\_\_\_ going on vacation tomorrow.  
**We are**

4. Hanna \_\_\_\_\_ home.  
**is not**

5. \_\_\_\_\_ bake cookies tonight.  
**I will**

6. Why \_\_\_\_\_ the dogs in the pen?  
**are not**

7. I was told \_\_\_\_\_ on the way home.  
**they are**

8. Seth \_\_\_\_\_ find his baseball.  
**can not**

9. Our grandparents said \_\_\_\_\_ see us Saturday.  
**they will**








# Compound Words

Make one word out of two!

Look at each pair of pictures. Say the words.  
Then write the compound word on the line.  
The first one is done for you.



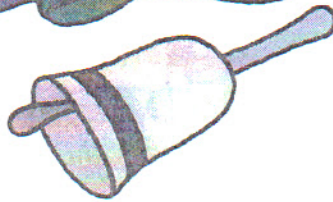

1. football



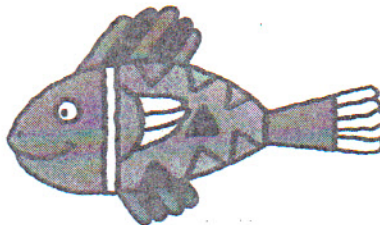

2. \_\_\_\_\_





3. \_\_\_\_\_



4. \_\_\_\_\_



5. \_\_\_\_\_



6. \_\_\_\_\_




7. \_\_\_\_\_



# Plural Endings


**Plural** means "more than one." Here are some ways to make words plural. Sometimes you add **s**. Write each word. Add **s**.

- |               |                 |
|---------------|-----------------|
| 1. book _____ | 4. clock _____  |
| 2. hand _____ | 5. flower _____ |
| 3. doll _____ | 6. mother _____ |



When a word ends in **x**, **ss**, **ch**, or **sh**, you add **es**.

- |                |                 |
|----------------|-----------------|
| 7. box _____   | 10. pitch _____ |
| 8. dress _____ | 11. bench _____ |
| 9. wish _____  | 12. dish _____  |



For most words that end in **y**, you change the **y** to **i** and add **es**.

- |                |                  |
|----------------|------------------|
| 13. baby _____ | 16. cherry _____ |
| 14. pony _____ | 17. berry _____  |
| 15. city _____ | 18. penny _____  |



When a word ends in **f**, you change the **f** to **v** and add **es**.


- |                |                 |
|----------------|-----------------|
| 19. leaf _____ | 21. knife _____ |
| 20. wife _____ | 22. shelf _____ |



# Suffixes

Words can have different endings.

Read the directions for each group.  
Write the word with the correct ending.  
Say the word.



Add **ing**

1. think \_\_\_\_\_

2. sing \_\_\_\_\_

3. work \_\_\_\_\_

Double the last letter and add **ing**

11. run \_\_\_\_\_

12. swim \_\_\_\_\_

13. jog \_\_\_\_\_

Add **ness** or **less**

4. sick \_\_\_\_\_

5. care \_\_\_\_\_

6. kind \_\_\_\_\_

7. help \_\_\_\_\_

Add **er** or **est**

14. fast \_\_\_\_\_

15. slow \_\_\_\_\_

16. old \_\_\_\_\_

17. hard \_\_\_\_\_

Drop **e** and add **ing**

8. save \_\_\_\_\_

9. make \_\_\_\_\_


10. come \_\_\_\_\_

Add **ful**

18. care \_\_\_\_\_

19. thank \_\_\_\_\_

20. help \_\_\_\_\_





# Prefixes: un and mis

**Un** in front of a word means **not**.

Finish the word puzzle using the prefix **un**.

The first one is done for you.

1. not happy

2. not able

3. not safe

4. not kind

5. not even

6. not tied

u	n	h	a	p	p	y



**Mis** in front of a word means **wrong**.

Finish the word puzzle using the prefix **mis**.

7. wrong fit

8. wrong place

9. wrong deal

10. wrong fire

11. wrong count

12. wrong spell


# Blends Review

Write the l blends to make words.  
Say the words.  
Find the words in the puzzle.



1. **bl**

\_\_\_ock

\_\_\_ue

\_\_\_ink

2. **gl**

\_\_\_ad

\_\_\_obe

\_\_\_itter

3. **cl**

\_\_\_own

\_\_\_ock

\_\_\_ub

4. **pl**

\_\_\_an

\_\_\_ay

\_\_\_us

5. **fl**

\_\_\_ower

\_\_\_ag

\_\_\_y

6. **sl**

\_\_\_ip

\_\_\_eep

\_\_\_ow



B	L	I	N	K	B	L	O	C	K	G	S	G
P	L	U	S	S	L	I	P	L	F	L	D	L
C	L	U	B	W	U	R	N	O	D	A	U	O
N	S	K	I	C	E	N	A	W	L	D	P	B
F	L	A	G	S	L	O	W	N	T	S	L	E
L	E	O	C	P	C	L	O	C	K	E	A	G
Y	E	B	G	L	I	T	T	E	R	O	Y	T
T	P	L	A	N	L	F	L	O	W	E	R	F






# Blends Review

Clara forgot to finish the blend words.

Write the missing letters to make words.

ue	ee	ib	ock	ink
ag	og	ot	ove	owman




1. bl \_\_\_\_\_

2. fr \_\_\_\_\_

3. sp \_\_\_\_\_

4. tr \_\_\_\_\_




5. gl \_\_\_\_\_

6. fl \_\_\_\_\_

7. cl \_\_\_\_\_

8. cr \_\_\_\_\_



9. dr \_\_\_\_\_

10. sn \_\_\_\_\_

\* practice writing sentences  
Always do your best!





Always do your best!



Always do your best!





Always do your best!



Always do your best!

